

# PHILIPS SERVICE

# 208 U-49

16,5-51 m (18,2-5,88 Mc/s)  
 196- 570 m (1530-522 kc/s)  
 750-1910 m ( 400-157 kc/s)

9686 U-50 Z = 5 Ω


110 V, 125 V, 220 V.

452 kc/s

± 34 W.

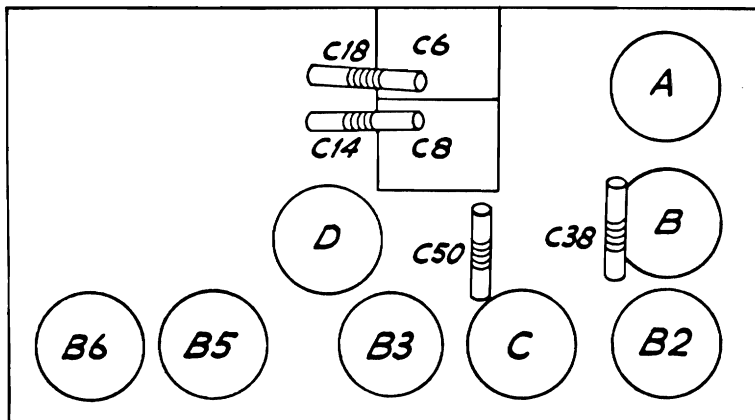
	196-570 m III	750-1910 m III	16,5-51 m III
VOL.	max	max	max
	C6, C8 + 15°	1875 m (160 kc/s)	17,8 Mc/s — Y
	1450 kc/s — Y	160 kc/s — Y	C6, C8 17,8 Mc/s
	C38 max	C50 max	C14 max
	C 18 max		

15° 09 992 50.0



1943

R11	0,45 + 0,05M	49 500 23.0	C1	27 μF	49 021 03.0
R31	0,82 MΩ	48 557 10/820K	C2	2,5 μF	49 021 04.1
R32	10 KΩ	48 557 10/10K	C3	2,5 μF	49 021 04.1
R33	68 KΩ	48 557 10/68K	C6	11-400 pF	A9 863 99.0
R34	1,5 MΩ	48 557 10/1M5	C8	11-400 pF	
R35	6,8 MΩ	48 557 10/6M8	C14	32 pF	49 005 51.2
R36	0,68 MΩ	48 557 10/680K	C18	32 pF	49 005 51.2
R39	520 Ω	49 362 90.2	C19	39 pF	48 203 10/39E
R40	600 Ω		C20	22 pF	48 201 10/22E
R44	75 Ω		C38	32 pF	49 005 51.2
R45	580 Ω		C40	33 pF	48 203 10/33E
R41	27 KΩ		48 557 10/27K	C48	395 pF
R42	5600 Ω	48 557 10/5K6	C50	200 pF	49 005 53.2
R43	150 Ω	48 494 10/150E	C51	103 pF	—
R46	4700 Ω	48 557 10/4K7	C52	103 pF	—
R47	56 Ω	48 557 10/56K	C61	103 pF	—
R75	220Ω par	48 557 10/220E	C62	103 pF	—
	270Ω = 120Ω	48 557 10/270E	C75	100 μF	48 313 22/100
R81	47 KΩ	48 557 10/47K	C85	4700 pF	48 757 20/4K7
R100	10 KΩ	48 557 10/10K	C100	1000 pF	48 757 20/1K
			C101	100 pF	48 203 10/100E
			C102	470 pF	48 203 10/470E
			C103	82 pF	48 203 10/82E
			C104	47000 pF	48 751 10/47K
			C105	47000 pF	48 750 10/47K
			C106	6800 pF	48 751 10/6K8
			C107	100 pF	48 203 10/100E
			C108	68 pF	48 203 10/68E
			C109	1000 pF	48 751 20/1K
			C110	22000 pF	48 758 20/22K
			C111	56 pF	48 203 10/56E
			C112	2,5 μF	49 021 04.1
			C120	0,1 μF	48 751 10/100K
S13, S14, S17, S18	A1 037 48.0*	S61, S62, S63, S64	A1 037 12.4*		
S19, S20	A1 002 07.1	C61, C62			
S33, S34, S37, S38, S100	A1 038 83.1*	S71	A1 001 87.4*		
S39, S40		A1 002 08.0*	S76	49 981 13.1	
S51, S52, S53, S54, C51, C52	A1 037 13.0*	S81, S82	A1 081 82.0*		



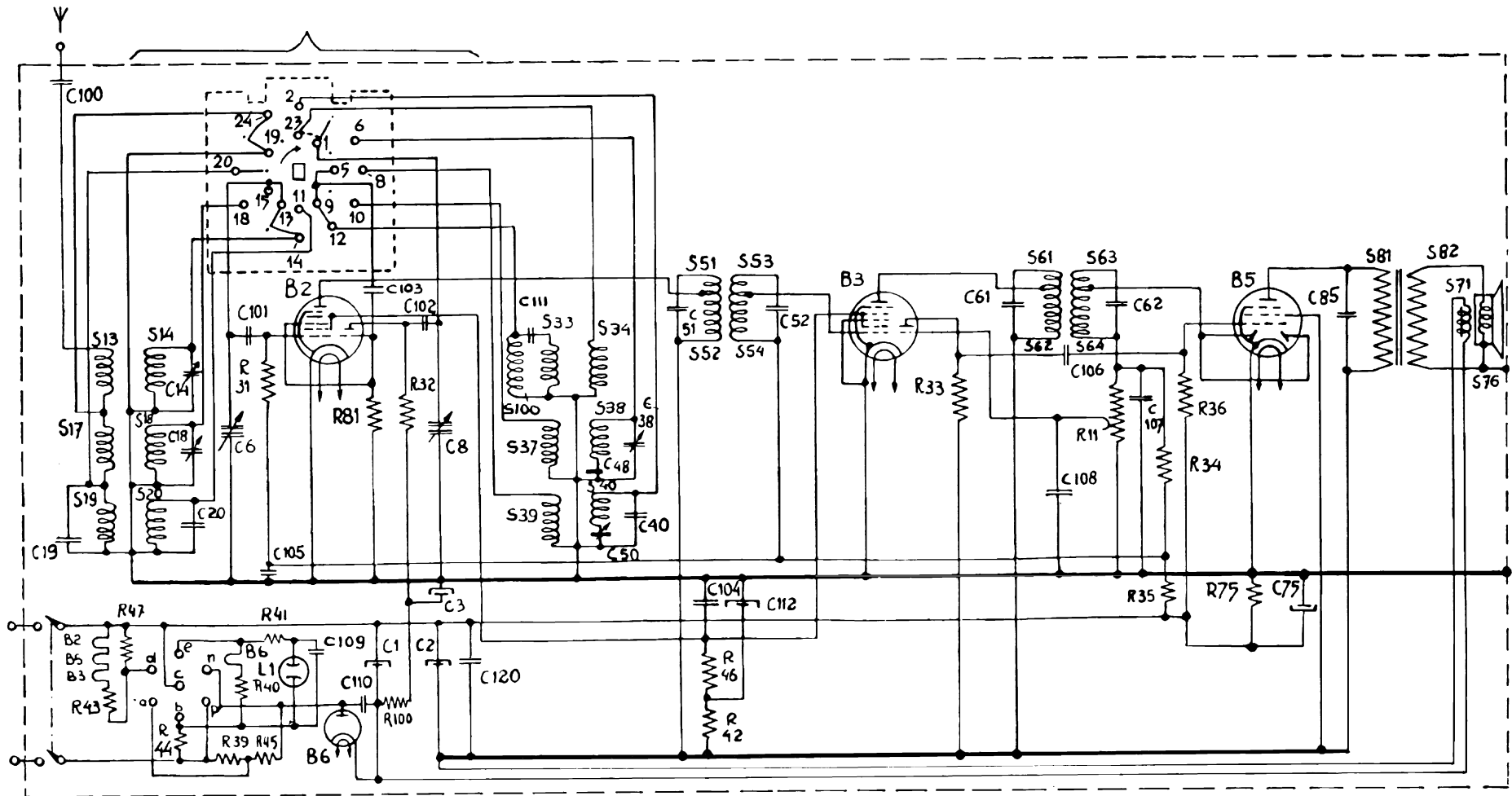
R14116

	B2	B3	B5	B6	
	UCH 21	UCH 21	UBL 21	UYIN	
Va	aT= 80 aH=110	aT= 25 aH=110	105	—	V
Vg2(4)	70	70	115	—	V
Vk	0	0	0	—	V
Ia	aT= 2,8 aH= 1,3	aT= 1,3 aH= 1,9	35	—	mA
Ig2(4)	2,6	1,3	5,6	—	mA

VC1 = 145 V, VC2 = 115 V, VC3 = 120 V, VC75 = 6 V, VS71 = 30 V, IS71 = 54mA.

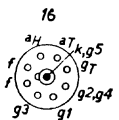
Copyright  
 N.V. Philips Gloeilampenfabrieken, Eindhoven  
 Imprimé en Hollande

93 953.20.1



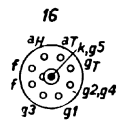
R 10157

UCH 21



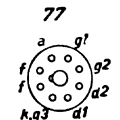
B 2

UCH 21



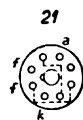
B 3

UBL 21

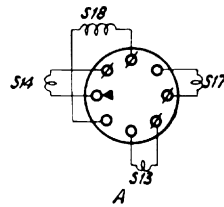


B 5

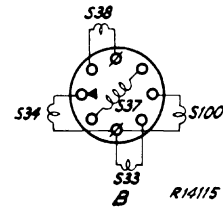
UYIN



B 6

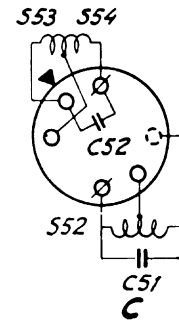


A

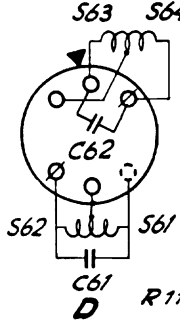


B

R1115



C



D

R11891