

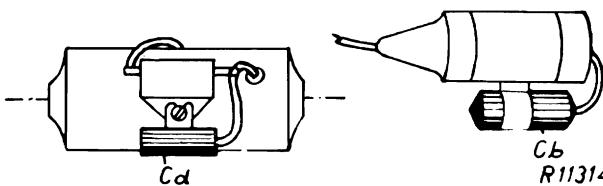
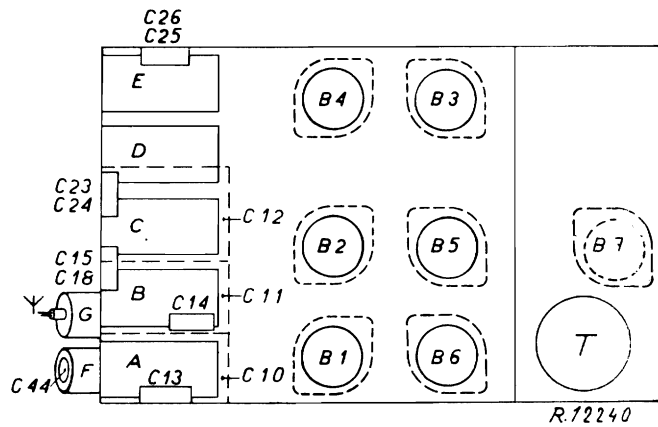
# PHILIPS-SERVICE

# 245 B-BB - 246 B-BB

210—550 m<sup>3)</sup>  
800—1950 m  
198—552 m<sup>4)</sup>  
800—1950 m  
115 kc/s

2377  
6V— (245B-BB)  
12V— (246B-BB)

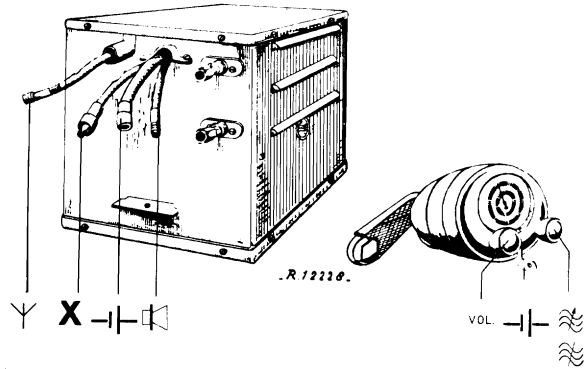
800—1950 m I		210—550 m III		800-1950 m III	
VOL. max	R4, R21, C40	VOL. max	1333 kc/s — Y	VOL. max	R4, R21
C10, C11, C12, min	115 kc/s-g <sub>2</sub> B <sub>2</sub>	160 pF-aB <sub>2</sub>	C10, C11, C12 225 m	333 kc/s — Y	160 pF-aB <sub>2</sub>
C23, C26-10000 Ω	C24, C25 max	C13, C14 max	160 pF-aB <sub>2</sub>	C10, C11, C12 max	160 pF-aB <sub>2</sub>
C23, C26-10000 Ω	C23, C26 max	R4, R21	R4, R21	R4, R21	R4, R21
C23, C26 max	C24, C25	C15 max	C18 max	C40	C40
800-1950 m II					
VOL. max	C10, C11, C12 max				
115 kc/s— Y	C44 min				



	B1	B2	B3	B4	B5	B6	B7	
	EF2	EK1	EF1	EB1	EF1	EL1	EZ1	1)
	CF2	CK1	CF1	CB1	CF1	CL1	FZ1	2)
Va	140 V	215	215		179	231		V
Vg2	75	75	75		75	243		V
-Vg1	4	2,45	3,25		2,58	17,4		V
Ia	0,58	0,97	0,59		0,4	32,3		mA
Ig2	0,15	1,72	0,19		0,13	3,5		mA
Ig(3+5)	—	4,45	—		—	—		mA

Copyright  
N.V. Philips' Gloeilampenfabrieken, Eindhoven  
Imprimé en Hollande

1) 245B-BB  
2) 246B-BB  
3) 245/246B  
4) 245/246BB



R1	10000/2 Ω	48 427 10/10K	C1	25 μF	48 312 09/25
R2	820 Ω	48 552 10/820E	C3	0,47 μF	48 751 10/470K
R3	47000 Ω	48 426 10/47K	C4	47000 pF	48 751 10/47K
R4	47000 Ω	48 426 10/47K	C6	47000 pF	48 751 10/47K
R5	1 MΩ	48 426 10/1M	C7	25 μF	28 180 02.0*
R6	0,5 MΩ	28 808 03.0 <sup>3)</sup>	C8	25 μF	28 180 02.0*
R6	0,5 MΩ	28 811 05.0 <sup>4)</sup>	C9	25 μF	48 429 10/25E <sup>1)</sup>
R7	0,22 MΩ	48 426 10/220K	C10	0-430 pF	
R8	4700 Ω	48 426 10/4K7	C11	0-430 pF	28 210 12.1 <sup>3*)</sup>
R9	470 Ω	48 427 10/470E	C12	0-430 pF	
R10	0,22 MΩ	48 426 10/220K	C13	15-175 pF	49 005 52.2
R11	0,47 MΩ	48 426 10/470K	C9	25 pF	48 429 10/25E <sup>1)</sup>
R12	0,22 MΩ	48 426 10/220K	C10	8,5-465 pF	
R13	320 Ω	—	C11	8,5-465 pF	28 210 86.0 <sup>3*)</sup>
R14	10000 Ω	—	C12	8,5-465 pF	
R16	0,1 MΩ	48 552 10/100K	C13	2,5-30 pF	28 211 83.1 <sup>1)</sup>
R19	82000 Ω	48 426 10/82K	C14	15-175 pF	49 005 52.2
R20	120 Ω	48 426 10/120E	C15	7-55 pF	—
R21	120 Ω	48 426 10/120E	C16	0,1 μF	48 751 10/100K
R22	0,47 MΩ	48 426 10/470K	C17	200 pF	48 429 10/200E
R23	39000 Ω	48 427 10/39K	C18	2x(7-55)pF	28 210 44.0
R24	0,47 MΩ	48 426 10/470K	C19	960 pF	48 429 02/960E
R25	0,39 MΩ	48 426 10/390K	C20	1935 pF	28 190 39.0*
R26	47000 Ω	48 426 10/47K	C21	100 pF	48 429 10/100E
R27	2200 Ω	48 426 10/2K2	C22	100 pF	48 429 10/100E
R28	82000 Ω	48 426 10/82K	C23	40-145 pF	
R29	220/2 Ω	48 427 10/220E	C24	40-145 pF	28 210 55.0*
R30	220/2 Ω	48 427 10/220E	C25	40-145 pF	
			C26	40-145 pF	
			C27	47000 pF	48 751 10/47K
			C28	2000 pF	28 199 20.0*
			C29	6800 pF	48 751 10/6K8
			C30	47000 pF	48 751 10/47K
			C31	0,1 μF	48 751 10/100K
			C36	39000 pF	48 751 10/39K
			C37	25 μF	48 312 09/25
			C38	39000 pF	48 751 10/39K
			C39	10 pF	48 429 99/10E
			C40	0,1 μF	48 751 10/100K
			C44	40-145 pF	28 210 54.0*
			C45	68 pF	48 601 10/68E
			C46	1000 pF	48 429 10/1K
			C47	500 μF	28 182 12.0*
			C49	1 μF	28 160 35.0*
			C50	100 pF	48 429 10/100E
			C51	0,1 μF	48 751 10/100K
			C52	100 pF	48 429 10/100E
			C53	1 μF	28 160 35.0*

S1, S2	28 565 27.0*	S13, S14	28 565 26.0*
S3, S4, S5, S6	28 565 27.0 <sup>3*)</sup>	S20, S21	28 526 78.0*
S5, S6	28 565 27.0 <sup>3*)</sup>	S32	28 565 35.0*
S7, S8, S9, S10	28 565 28.5 <sup>3*)</sup>	S33	A1 035 48.0
S7, S8, S9, S10	28 570 64.0 <sup>3*)</sup>	S34, C46	28 891 19.0*
S11, S12	28 565 25.0*	S35	28 551 67.0*
		S36	28 551 55.2

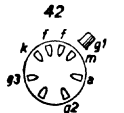
Z	10A	08 140 34.0 <sup>1)</sup>	T	4327 <sup>1)</sup>
Z	6A	08 140 33.0 <sup>2)</sup>	T	4326 <sup>2)</sup>

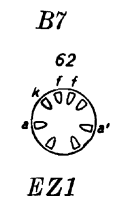
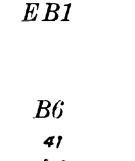
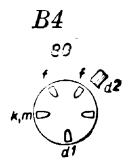
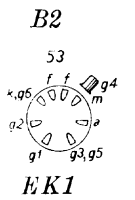
Cb	2 μF	28 160 92.0	Cd	0,5 μF	7350
----	------	-------------	----	--------	------

# 245 B-BB - 246 B-BB

B1, B3, B5



EF2, EF1, EF1



EZ1

