

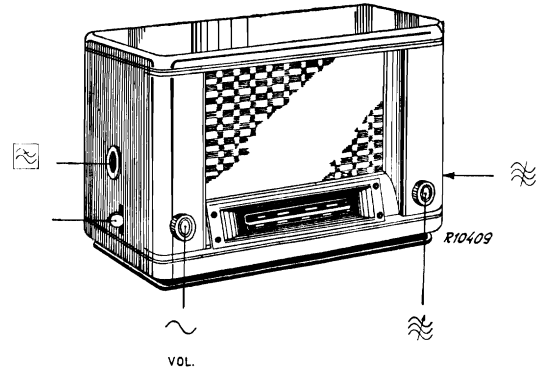
PHILIPS SERVICE

655 U

13,8—50,5 m
186—585 m
708—2000 m
128 kc/s

9682 Z = 5 Ω
9636 Z = 5 Ω

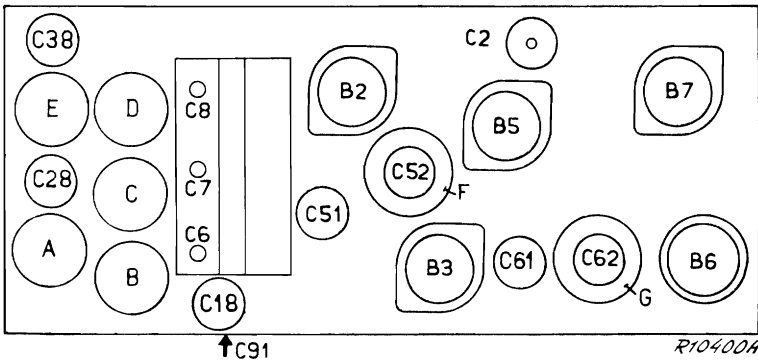
110—130 V, 200—225 V
60 W



186—585 m I	708—2000 m II	186—585 m V
VOL. max.	VOL. max.	VOL. max.
C6, C7, C8 min.	C6, C7, C8 max.	857 kc/s — Y
128 kc/s-33000 pF-g1B2	128 kc/s — Y	C6, C7, C8 350 m
C61—82 pF	C91 min.	350 m
C62 max.	186—585 m II	
C61	VOL. max.	
C62—82 pF	C6, C7, C8 + 15°	
C61 max.	1600 kc/s — Y	
C62	C38, C28, C18 max.	
C51—82 pF		
C52 max.		
C51		
C52—82 pF		
C51 max.		
C52		

15° 09 992 44.0

R11	0,65 MΩ	49 500 19.0	C1	50 μF	49 029 01.0
R12	0,2 MΩ		C2	15 μF	
R13	47000 Ω	48 425 10/47K	C6	11-490 pF	28 212 30.0
R14	1 MΩ	48 426 10/1M	C7	11-490 pF	
R15	82000 Ω	48 425 10/82K	C8	11-490 pF	
R16	1000 Ω	48 425 10/1K	C18	20 pF	49 005 05.2
R21	0,5 MΩ	49 500 86.1	C28	20 pF	49 005 05.2
R22	1800 Ω	48 425 10/1K8	C38	20 pF	49 005 05.2
R31	0,1 MΩ	48 425 10/100K	C40	35 pF	48 406 05/35E
R32	22000 Ω	48 427 10/22K	C47	1450 pF	48 429 01/1K45
R33	27000 Ω	48 427 10/27K	C49	394 pF	48 429 01/394E
R34	22000 Ω	48 427 10/22K	C51	70-100 pF	49 005 01.1
R35	39 Ω	48 425 10/39E	C52	70-100 pF	
R36	1,5 MΩ	48 426 10/1M5	C61	70-100 pF	49 005 01.1
R37	47000 Ω	48 426 10/47K	C62	70-100 pF	
R39	0,68 MΩ	48 425 10/680K	C72	47000 pF	48 750 20/47K
R41	12000 Ω	48 425 10/12K	C73	47000 pF	48 750 20/47K
R42	0,82 MΩ	48 425 10/820K	C75	25 μF	28 182 24.1
R44	12000 Ω	48 425 10/12K	C81	3,9 pF	48 406 99/3E9
R72	330 Ω	48 425 10/330E	C82	56 pF	48 406 10/56E
R73	330 Ω	48 425 10/330E	C84	3300 pF	48 751 20/3K3
R75	150 Ω		C85	1000 pF	48 758 20/1K
R80	180 Ω	A1 151 01.0	C91	70-100 pF	49 005 01.1
R81	47000 Ω	48 425 10/47K	C92	12000 pF	48 750 10/12K
R82	10000 Ω	48 425 10/10K	C93	39000 pF	48 750 10/39K
R83	0,1 MΩ	48 425 10/100K	C100	33 pF	48 406 10/33E
R84	180 Ω	48 469 10/180E	C101	10 pF	48 406 99/10E
Z1	600 mA	08 140 43.1	C103	47 pF	48 406 10/47E
Z2	600 mA	08 140 43.1	C104	470 pF	48 406 20/470E
			C105	47000 pF	48 751 20/47K
			C106	47000 pF	48 750 20/47K
			C107	47000 pF	48 751 20/47K
			C108	27000 pF	48 750 10/27K
			C109	82 pF	48 406 10/82E
			C110	6800 pF	48 758 20/6K8
			C111	330 pF	49 055 05.3
			C114	1000 pF	48 758 20/1K
			C115	4700 pF	48 757 20/4K7
			C116	4700 pF	48 757 20/4K7
			C117	4700 pF	48 757 20/4K7
			C118	22000 pF	48 756 20/22K
			C121	10 pF	48 406 99/10E

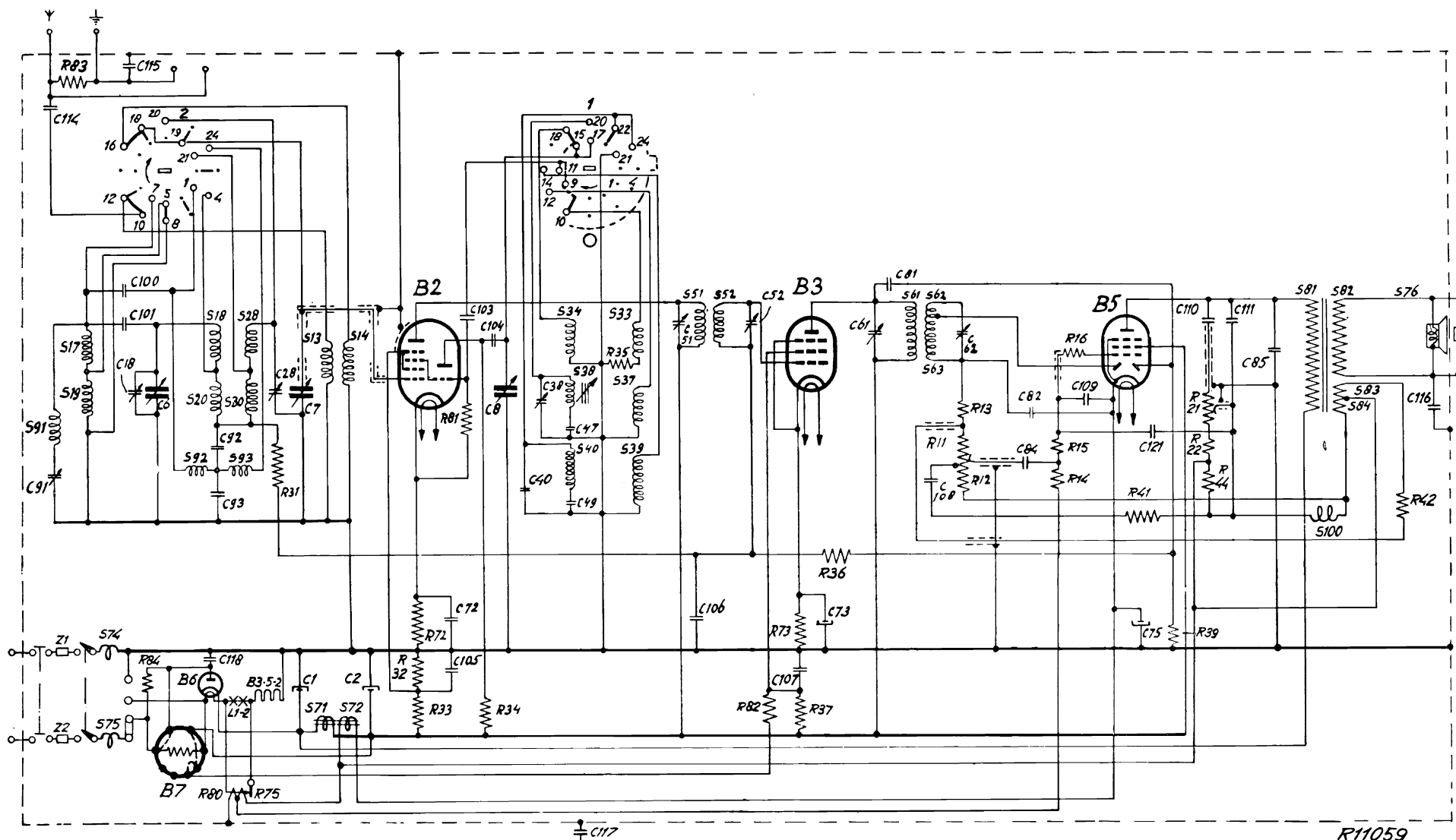


	B2	B3	B5	B6	B7	
	ECH 3	EF 9	CBL 1	CY 1	CI/C9	
V _a	aT 60 aH 180	175	185	—	—	V
V _{g2(4)}	70	100	175	—	—	V
V _k	2,3	2,5	1,5	—	—	V
I _a	aT 5,4 aH 2,5	5,3	40	—	—	mA
I _{g2(4)}	0,98	1,5	5,9	—	—	mA

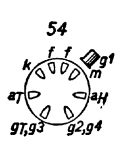
S13, S14	A1 035 32.1	S71, S72	A1 108 02.0
S17, S18, S19, S20	A1 035 34.2	S74, S75	28 587 06.1
S28, S30	A1 035 35.1	S81, S82, S83, S84	A1 081 15.0
S33, S34	A1 035 33.0	S91	28 587 88.0
S37, S38, S39, S40	A1 036 46.0	S92, S93	28 587 71.0
S51, S52, C52	A1 035 37.3	S100	A1 000 32.0
S61, S62, C62	A1 035 38.2		

V_{C1} = 190 V.
V_{C2} = 175 V.

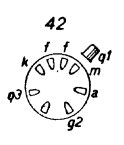
Copyright '47
N.V. Philips' Gloeil.fabr.
Printed in the Netherlands



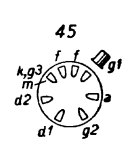
R11059



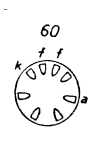
2B



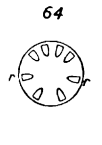
B3



B5



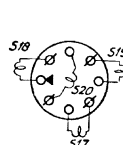
B6



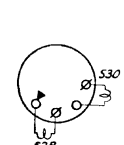
B7



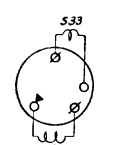
A



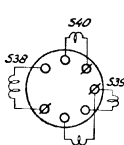
B



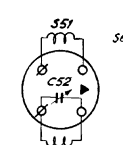
C



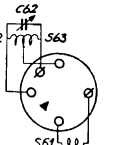
D



E



F



G