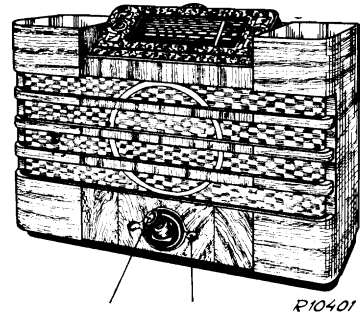


16,5—51 m
 198—585 m
 725—2000 m
 128 kc/s
 A-32 125 kc/s

9604 Z = 5 Ω

110 V, 125 V, 145 V,
 200 V, 220 V, 245 V.

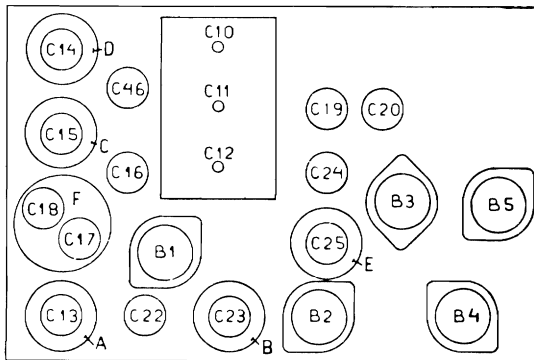
55 W.



R10401

725—2000 m I	725—2000 m II	725—2000 m III
C10, C11, C12 min. VOL. max. 128 kc/s—33000 pF-g4B, 125 kc/s (A-32) C24—25000 Ω C25 max. C24 C23—10.000 Ω—0,1 μF C22 max. C23 C25—25000 Ω C24 max. C25 C22—10000 Ω—0,1 μF C23 max. C22	C10, C11, C12 max. VOL. max. 128 kc/s— C13 min. 198—585 m III VOL. max. C10, C11, C12 + 15° 1442 kc/s— C17, C14, C15 max. 550 kc/s— 25 pF—aB1 C22—2000 Ω—0,1 μF C10, C11, C12 550 kc/s C22 C20 max.	VOL. max. C10, C11, C12 + 15° 395 kc/s— C18 max. 160 kc/s— 25 pF—aB1 C22—2000 Ω—0,1 μF C10, C11, C12 160 kc/s C22 C19 max. 16,5—51 m III 17 Mc/s— VOL. max. C10, C11, C12 + 15° C16 max. 198—585 m IV 744 kc/s— VOL. max. C10, C11, C12 744 kc/s 1000 kc/s— C46 min.

15° 09 991 740



R10474A

	B1	B2	B3	B4	B5	B8	
	AK 2	AF 3	ABC 1	AL 4	AZ 1	AM 1	
Va	280	250	105	267			V
Vg2(3,5)	80	80	—	280			V
-Vg	2	9	6,3	7,2			V
Ia	1,9	5,5	1,1	39			mA
Ig2	1,6	1,7	—	4,1			mA
Ig3(5)	4	—	—	—			mA

Ve1 = 290 V
 Ve2 = 275 V

Copyright
 N.V. Philips' Gloeilampenfabrieken, Eindhoven
 Imprimé en Hollande

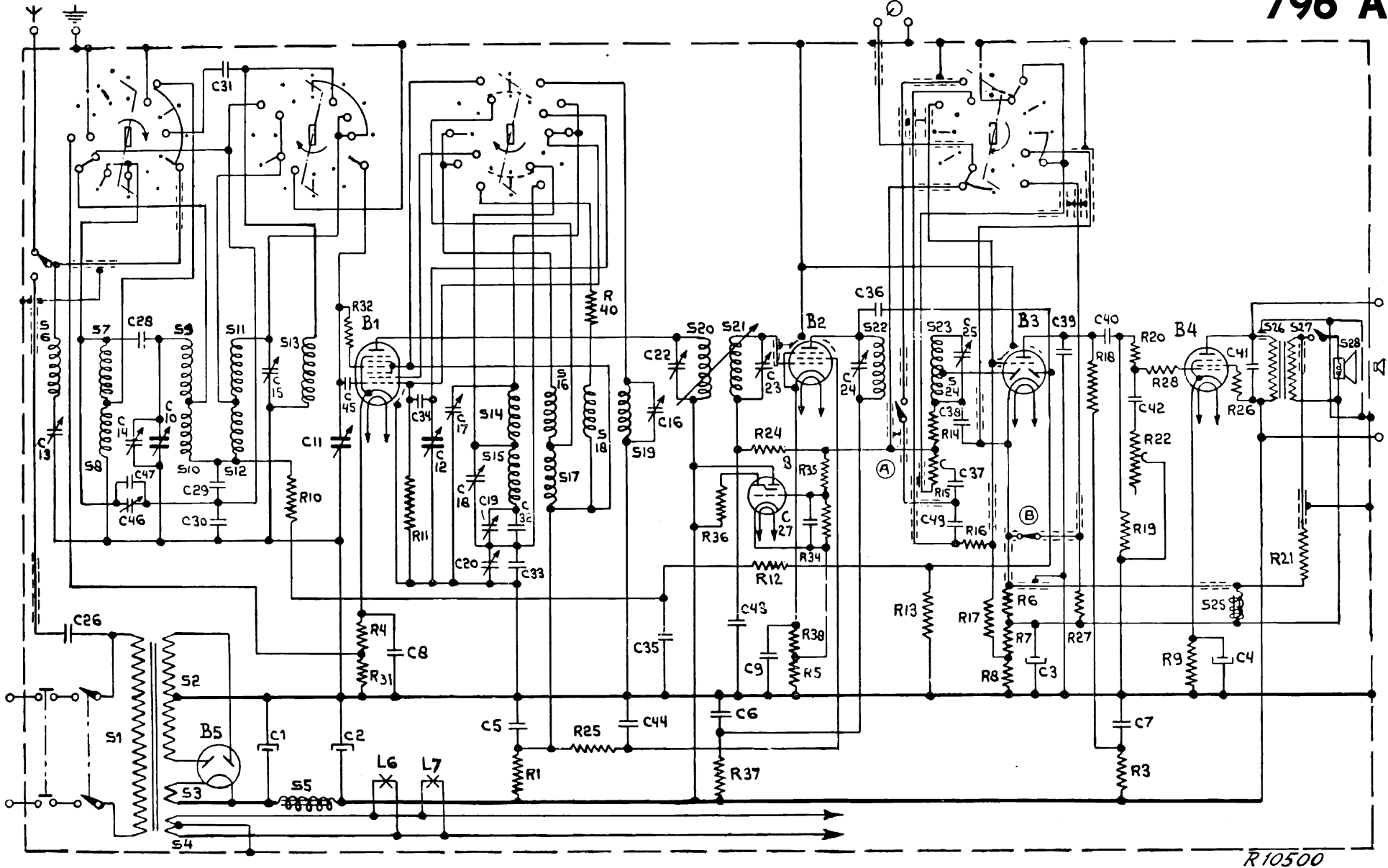
R1	82000/3 Ω	48 427 10/82K	C1	32 μF	28 182 400
R3	47000 Ω	48 425 10/47K	C2	32 μF	28 182 40.0
R4	270 Ω	48 425 10/270E	C3	50 μF	49 020 01.0
R5	820 Ω	48 425 10/820E	C4	50 μF	49 020 01.0
R6	33 Ω	48 425 10/33E	C5	0,1 μF	48 751 10/100K
R7	3300 Ω	48 425 10/3K3	C6	0,1 μF	48 751 10/100K
R8	3900 Ω	48 425 10/3K9	C7	0,47 μF	48 751 10/470K
R9	150 Ω	48 426 10/150E	C8	47000 pF	48 751 10/47K
R10	0,1 MΩ	48 425 10/100K	C9	0,1 μF	48 751 10/100K
R11	47000 Ω	48 425 10/47K	C10	11-470 pF	28 211 42.1
R12	1 MΩ	48 426 10/1M	C11	11-470 pF	
R13	0,47 MΩ	48 425 10/470K	C12	11-470 pF	—
R14	0,1 MΩ	48 425 10/100K	C13	12-270 pF	—
R15	0,5 MΩ	28 810 972	C14	2,5-30 pF	—
R16	1,5 MΩ	48 426 10/1M5	C15	2,5-30 pF	—
R17	1,5 MΩ	48 426 10/1M5	C16	2,5-30 pF	28 811 83.1
R18	0,1 MΩ	48 426 10/100K	C17	2,5-30 pF	28 211 83.1
R19	0,82 MΩ	48 425 10/820K	C18	2,5-30 pF	—
R20	0,1 MΩ	48 425 10/100K	C19	12-170 pF	28 211 31.0
R21	220 Ω	48 425 10/220E	C20	12-170 pF	28 211 31.0
R22	5 MΩ	28 811 431	C22	12-170 pF	28 211 31.0
R24	1,5 MΩ	48 426 10/1M5	C23	12-170 pF	—
R25	1000 Ω	48 425 10/1K	C24	12-170 pF	28 211 31.0
R26	33 Ω	48 425 10/33E	C25	12-170 pF	—
R27	33 Ω	48 425 10/33E	C26	500 pF	48 429 10/500E
R28	1000 Ω	48 426 10/1K	C27	47000 pF	48 751 10/47K
R31	2700 Ω	48 425 10/2K7	C28	10 pF	48 406 99/10E
R32	47 Ω	48 425 10/47E	C29	15000 pF	48 751 10/15K
R33	2700 Ω	48 425 10/2K7	C30	27000 pF	48 751 10/27K
R34	1,5 MΩ	48 426 10/1M5	C31	15 pF	48 406 10/15E
R35	4,7 MΩ	48 427 10/4M7	C32	650 pF	48 429 02/650E
R36	2,2 MΩ	48 427 10/2M2	C33	1375 pF	48 429 02/1K375
R37	1500 Ω	48 425 10/1K5	C34	100 pF	48 406 10/100E
R38	330 Ω	48 425 10/330E	C35	0,1 μF	48 751 10/100K
R40	47 Ω	48 425 10/47E	C36	10 pF	48 406 99/10E
			C37	2200 pF	48 751 10/2K2
			C38	100 pF	48 406 10/100E
			C39	400 pF	48 429 10/400E
			C40	22000 pF	48 751 10/22K
			C41	4000 pF	28 199 71.0
			C42	8000 pF	28 198 98.0
			C43	0,1 μF	48 751 10/100K
			C44	0,1 μF	48 751 10/100K
			C45	2 pF	28 205 88.0
			C46	2,5-30 pF	28 211 83.1
			C47	22 pF	48 406 10/22E
			C49	250 pF	48 429 10/250E

S1, S2, S3, S4
 S5
 S6, C13
 S7, S8, S9, S10, C14
 S11, S12, C15
 S13

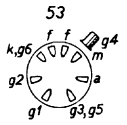
28 529 54.0
 28 546 08.1
 28 570 48.1
 28 570 54.1
 28 570 49.1
 28 587 08.0

S14, S15, S16,
 S17, C17, C18
 S18, S19
 S20, S21, C23
 S22, S23, S24, C25
 S25
 S26, S27
 S28

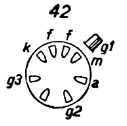
28 570 50.1
 28 587 09.0
 28 570 53.1
 28 570 72.0
 28 546 21.2
 28 530 54.0
 28 220 29.1



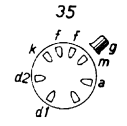
R10500



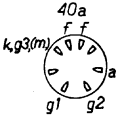
B1



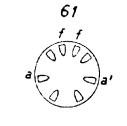
B2



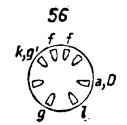
B3



B4



B5



B8

