

PHILIPS SERVICE

BX 290 U

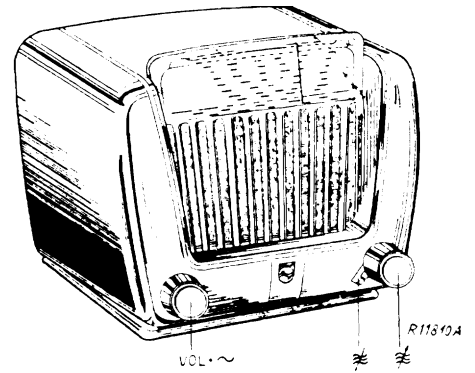
25 — 31,58 m (12 — 9,5 Mc/s)
 187,5— 580 m (1600 —517 kc/s)
 740 —2000 m (405,4—150 kc/s)

9730 X Z = 5 Ω

117 V, 220 V, 200 V (R4)

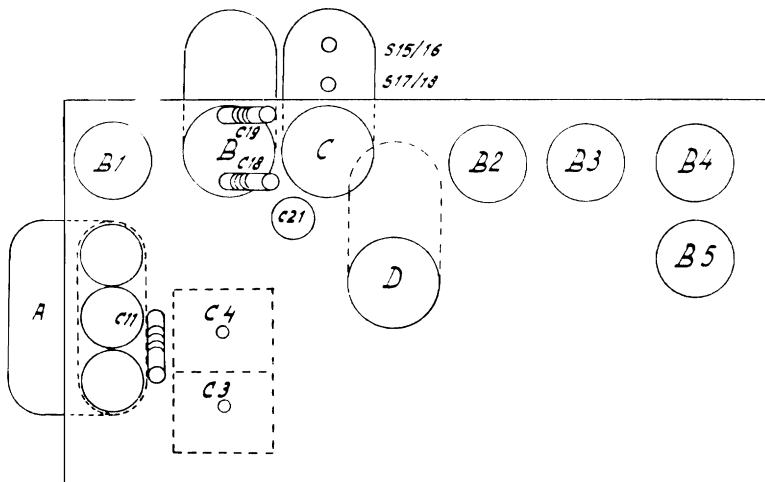
452 kc/s

45 W (220 V)
 35 W (117 V)



1949

	187,5—580 m I	187,5—580 m III	740—2000 m III
Vol	max	max	max
	C3, C4 min	C3, C4 min	160 kc/s
	452 kc/s-33000 pF-g1B1	O	160 kc/s— Y
	S15/16 max	↑ 1550 kc/s	C19 max
	S17/18 max	↑ 1550 kc/s— Y	
		↑ C21 max	
		↑ C11 max	
		↑ 550 kc/s	
		↑ 550 kc/s— Y	
		↑ C18 max	



R1	1 KΩ	48 427 10/1K	C1	50 μF	48 317 08/50+50
R2	220 Ω	49 379 62.0	C2	50 μF	
R3	430 Ω		C3	12-492 pF	49 001 13.2
R4	200 Ω	49 417 03.0	C4	12-492 pF	
R5	180 Ω	48 555 10/10K	C5	390 pF	48 223 10/390E
R6	10 KΩ		48 555 10/47K	C6	100 pF
R7	47 KΩ	48 555 10/33K	C7	4700 pF	48 757 20/4K7
R8	33 KΩ	48 556 10/22K	C8	15 pF	48 201 05/15E
R9	22 KΩ	48 555 10/12K	C9	47000 pF	48 750 10/47K
R10	12 KΩ	48 556 10/22K	C10	120 pF	48 203 05/120E
R11	22 KΩ	48 426 10/2M7	C11	20 pF	49 005 50.2
R12	2,7 MΩ	48 555 10/100K	C12	18 pF	48 201 05/18E
R13	100 KΩ	49 500 34.0	C13	220 pF	48 203 05/220E
R14	0,45 MΩ	48 427 10/10M	C14	22000 pF	48 752 10/22K
R14a	0,05 MΩ		48 556 10/470K	C15	82 pF
R15	10 MΩ	48 555 10/820K	C16	18000 pF	48 750 10/18K
R16	0,47 MΩ	48 427 10/150E	C17	220 pF	48 203 20/220E
R17	0,82 MΩ	48 555 10/100K	C18	350-575 pF	49 005 54.0
R18	150 Ω	49 379 67.3	C19	200 pF	49 005 53.2
R19	100 KΩ		C20	180 pF	48 203 02/180E
R20			C21	30 pF	28 212 36.4
			C22	22 pF	48 201 05/22E
			C23	190 pF	B1 518 56.0
			C24	115 pF	
			C25	115 pF	
			C26	47000 pF	48 751 10/47K
			C27	102 pF	
			C28	102 pF	
			C29	3900 pF	48 751 10/3K9
			C30	82 pF	48 203 10/82E
			C31	390 pF	48 203 10/390E
			C32	6800 pF	48 751 10/6K8
			C33	100 μF	48 313 22/100
			C34	4700 pF	48 757 20/4K7
			C35	15 pF	48 201 20/15E
			C36	47 pF	48 203 10/47E
			C37	47 pF	48 203 10/47E

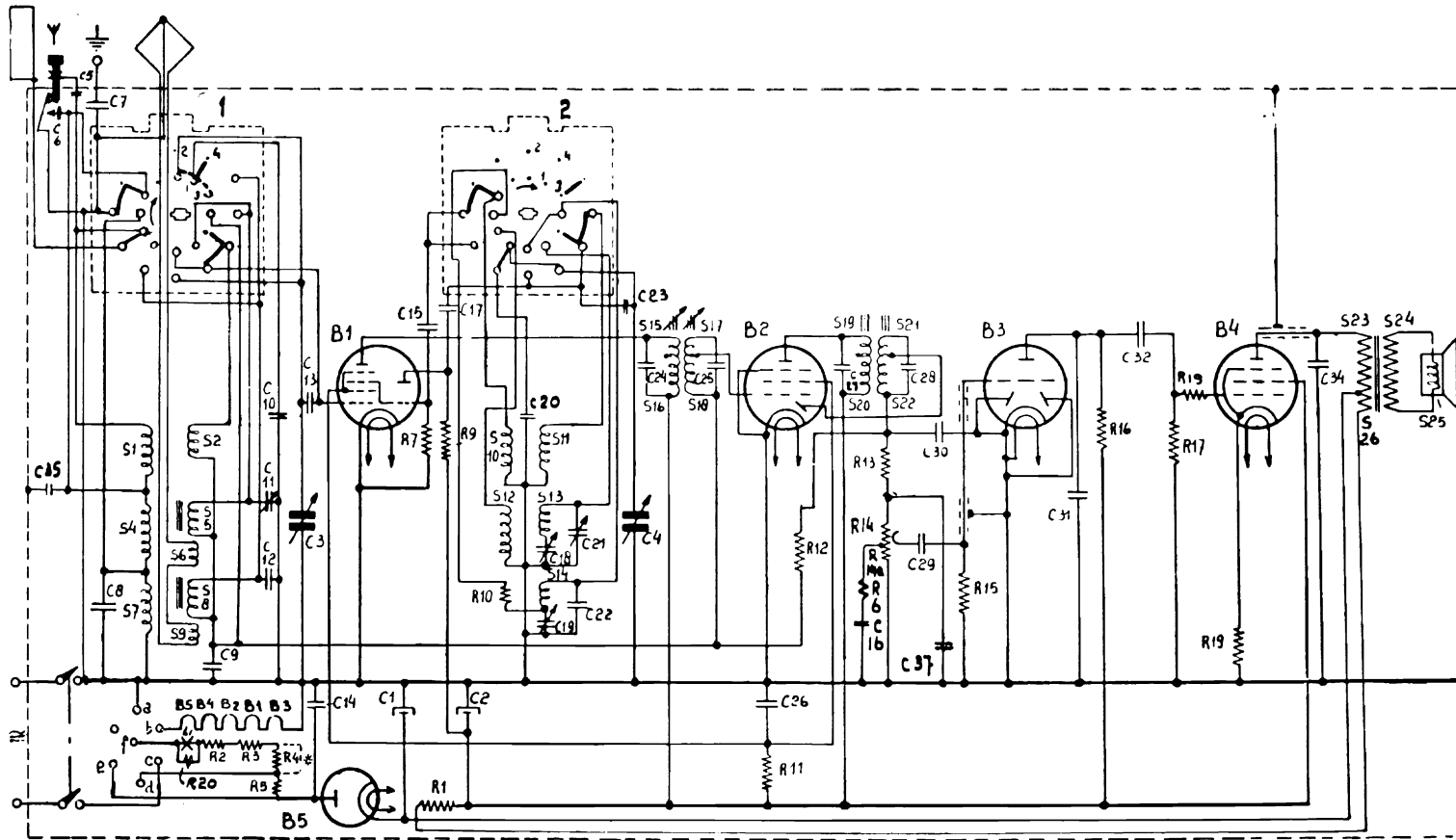
	B1	B2	B3	B4	B5	
	UCH 42	UAF 42	UBC 41	UL 41	UY 41	
Vf	14	12,6	12,6	45	31	V
Va	aH 165	165	55	170	—	V
	aT 95					
Vg2(4)	aH 65	65	—	165	—	V
	aT —					
Vk	aH —	—	—	9	—	V
	aT —					
Ia	aH 2,4	5	0,25	53	—	mA
	aT 2,6					
Ig2(4)	aH 3,6	1,4	—	10	—	mA
	aT —					

VC1 = 190 V, VC2 = 165 V

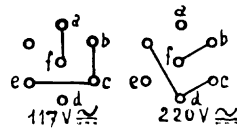
Copyright
 N.V. Philips Gloeilampenfabrieken, Eindhoven
 Imprimé en Hollande

S1, S2, S4, S5, S6, S7, S8, S9 } S10, S11, S12, } S13, S14 } S15, S16, S17, } S18, C24, C25 }	A3 122 85.1	S19, S20, S21, } S22, C27, C28 }	A3 123 23.1
	A3 122 86.1	S23, S24, S26 } S25 }	A3 151 72.2
	A3 121 94.2		49 981 13.1

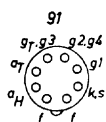
BX 290 U



R11758 A

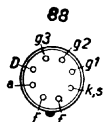


UCH 42



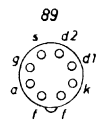
B1

UAF 42



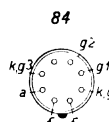
B2

UBC 41



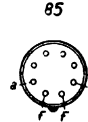
B3

UL 41

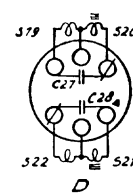


B4

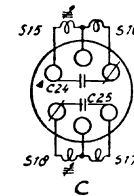
UY 41



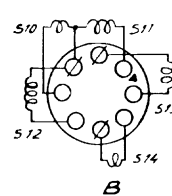
B5



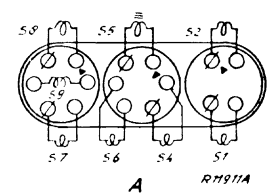
D



C



B



A

R11911A